



















# Water Boiler



Model	BC290-106	BC290-107	BC290-108
Description	Water Boiler	Water Boiler	Water Boiler
Material	Single layer 304 S/S	Single layer 304 S/S	Single layer 304 S/S
Volts	220~240V 50Hz/60Hz	220~240V 50Hz/60Hz	220~240V 50Hz/60Hz
Power (W)	950	950	950
Capacity (L)	5	7.4	8.8
Inner Box (mm)	280×280×385	280×280×430	280×280×470
Electronic Overheating Protection	√	√	√
N.W. (kg)	1.5	1.8	1.9
MOQ	300	300	300
Certificate	CE	CE	CE
Remark	 Easy Clean Bottom #304 S/S (With concealed element)	 Twisted Lid for Safety Lock	 Manual Reset Button for Anti-Dry
Plug	 VDE plug	Option :  America plug	 BS & SA plug
Optional Parts	 Tap A: Big brass tap coated with chrome	 Tap B: Brass tap coated with chrome	 Tap C: Stainless steel tap
			 Temperature Controller 30~110/100°C

# Water Boiler



Model	BC290-109	BC290-110	BC290-111	BC290-112
Description	Water Boiler	Water Boiler	Water Boiler	Water Boiler
Material	Single layer 304 S/S	Single layer 304 S/S	Single layer 304 S/S	Single layer 304 S/S
Volts	220~240V 50Hz/60Hz	220~240V 50Hz/60Hz	220~240V 50Hz/60Hz	220~240V 50Hz/60Hz
Power (W)	1600	1650	2500	2800
Capacity (L)	10	15	18	24
Inner Box (mm)	280×280×505	330×330×500	330×330×540	330×330×635
Electronic Overheating Protection	V	V	V	V
N.W. (kg)	2.1	2.5	2.7	2.8
MOQ	300	300	300	300
Certificate	CE	CE	CE	CE
Remark	 Easy Clean Bottom #304 S/S (With concealed element)		 Twisted Lid for Safety Lock	
Plug	 VDE plug	<b>Option :</b>		 America plug
Optional Parts	 Tap A: Big brass tap coated with chrome	 Tap B: Brass tap coated with chrome	 Tap C: Stainless steel tap	 Temperature Controller 30~110/100°C

## Water Boiler



**WB-10**



**WB-15**



**WB-20**

Model	WB-10	WB-15	WB-20
Description	Electric Water Boiler	Electric Water Boiler	Electric Water Boiler
Volts	220~240V/50Hz	220~240V/50Hz	220~240V/50Hz
Power (W)	2000	2500	2500
Material	S/S	S/S	S/S
Capacity (L)	10	15	20
Dimensions (mm)	290x290x405	310x310x420	310x310x523
N.W. (kg)	3.4	4.2	4.7
Certificate	CE	CE	CE

## Water Boiler



**WB-30**



**WB-40**

Model	WB-30	WB-40
Description	Electric Water Boiler	Electric Water Boiler
Volts	220~240V/50Hz	220~240V/50Hz
Power (W)	3000	3000
Material	S/S	S/S
Capacity (L)	30	40
Dimensions (mm)	390x390x420	390x390x523
N.W. (kg)	5	5.6
Certificate	CE	CE

## Water Boiler



Model	BC410-100	BC410-101	BC410-102	BC410-104
Description	Water Boiler (Straight Base)			
Volts	220~240V 50-60Hz	220~240V 50-60Hz	220~240V 50-60Hz	220~240V 50-60Hz
Power (W)	2000	2000	2000	2000
Material	S/S	S/S	S/S	S/S
Capacity (L)	11	18	28	58
Dimensions (mm)	Φ240xH400	Φ300xH400	Φ300xH520	Φ400xH585
N.W. (kg)	3.29	3.97	4.39	6.79
Certificate	—	—	—	—

## Water Boiler



Model	BC410-107	BC410-108	BC410-109
Description	Water Boiler (Oblique Base)		
Volts	220~240V/50-60Hz	220~240V/50-60Hz	220~240V/50-60Hz
Power (W)	2000	2000	2000
Material	S/S	S/S	S/S
Capacity (L)	28	38	58
Dimensions (mm)	Φ350xH520	Φ320xH515	Φ400xH585
N.W. (kg)	4.5	5.6	6.84
Certificate	—	—	—

## Digital Water Boiler



**BC110-101**



**BC110-102**

Model	BC110-101	BC110-102
Description	Digital Water Boiler	Digital Water Boiler
Volts	220~240V/50Hz	220~240V/50Hz
Power(W)	2500	2500
Timer	V	-
Material	S/S	S/S
Capacity(L)	10	10
Water Capacity Per Hour(L)	35	35
Dimensions(mm)	190x240x630	190x240x650
Certificate	CE	CE

## Digital Water Boiler



**BC110-104**



**BC110-105**

Model	BC110-104	BC110-105
Description	Digital Water Boiler	Digital Water Boiler
Volts	220~240V/50Hz	220~240V/50Hz
Power(W)	2500	2500
Timer	V	V
Material	S/S	S/S
Capacity(L)	6	10
Water Capacity Per Hour(L)	22	35
Dimensions(mm)	190x240x520	190x240x630
Certificate	CE	CE