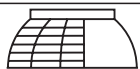


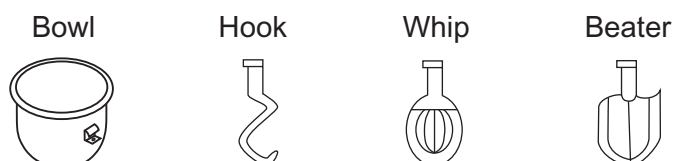


# Belt Planetary Mixer



Model	*BM-10	*BM-10T	*BM-10SA	*BM-10SAT
<b>Description</b>	Belt Planetary Mixer	Belt Planetary Mixer	Belt Planetary Mixer	Belt Planetary Mixer
<b>Control Type</b>	Mechanical	Mechanical	Mechanical	Mechanical
<b>Volts</b>	110~240V/50~60Hz	110~240V/50~60Hz	110~240V/50~60Hz	110~240V/50~60Hz
<b>Power (W)</b>	250	250	250	250
<b>Capacity</b>	10L	10L	10L	10L
<b>Speed (RPM)</b>	133/239/470	133/239/470	133/239/470	133/239/470
<b>Max.Flour(kg)</b>	-	-	-	-
<b>Timer</b>	-	✓	-	✓
	-	-	S/S Safety Guard	S/S Safety Guard
<b>HUB</b> 	✓	✓	✓	✓
<b>Meat Grinder Attachment</b> 	-	-	-	-
<b>Pasta Roller And Cutter</b>	-	-	-	-
<b>Dimensions (mm)</b>	365x453x630	365x453x630	365x453x630	365x453x630
<b>N.W. (kg)</b>	60	60	62	62
<b>Certificate</b>	-	-	CE	CE

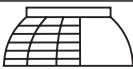



**Standard Attachment:**



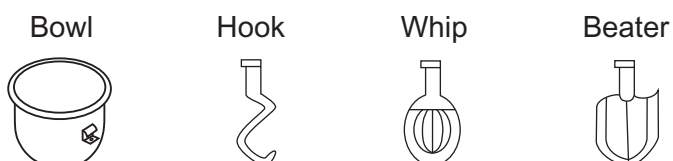
Products marked with \* are made in Taiwan.

# Belt Planetary Mixer



Model	*BM-20	*BM-20H	*BM-20SAT
<b>Description</b>	Belt Planetary Mixer	BeltPlanetary Mixer	Belt Planetary Mixer
<b>Control Type</b>	Mechanical	Mechanical	Mechanical
<b>Volts</b>	110~240V/50~60Hz	110~240V/50~60Hz	110~240V/50~60Hz
<b>Power (W)</b>	375	375	375
<b>Capacity</b>	20L	20L	20L
<b>Speed (RPM)</b>	109/239/497	109/239/497	109/239/497
<b>Max.Flour(kg)</b>	-	-	-
<b>Timer</b>	-	-	V
	-	-	S/S Safety Guard
<b>HUB</b> 	-	V	-
<b>Meat Grinder Attachment</b> 	-	-	-
<b>Pasta Roller And Cutter</b>	-	-	-
<b>Dimensions (mm)</b>	375x405x850	375x405x850	375x405x850
<b>N.W. (kg)</b>	95	95	98
<b>Certificate</b>	-	-	

**Standard Attachment:**






Products marked with \* are made in Taiwan.

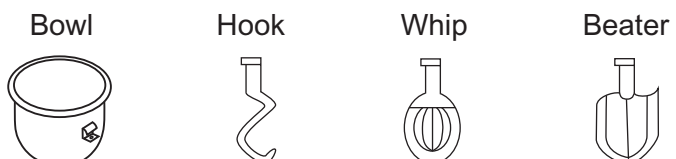
# Belt Planetary Mixer

**\*BM-20HSA**



Model	*BM-20HT	*BM-20HSA	*BM-20HSAT
<b>Description</b>	Belt Planetary Mixer	Belt Planetary Mixer	Belt Planetary Mixer
<b>Control Type</b>	Mechanical	Mechanical	Mechanical
<b>Volts</b>	110~240V/50~60Hz	110~240V/50~60Hz	110~240V/50~60Hz
<b>Power (W)</b>	375	375	375
<b>Capacity</b>	20L	20L	20L
<b>Speed (RPM)</b>	109/239/497	109/239/497	109/239/497
<b>Max.Flour(kg)</b>	-	-	-
<b>Timer</b>	V	V	V
	-	S/S Safety Guard	S/S Safety Guard
<b>HUB</b> 	V	-	V
<b>Meat Grinder Attachment</b> 	-	-	-
<b>Pasta Roller And Cutter</b>	-	-	-
<b>Dimensions (mm)</b>	375x405x850	375x405x850	375x405x850
<b>N.W. (kg)</b>	98	98	98
<b>Certificate</b>	-	CE	CE

**Standard Attachment:**



Products marked with \* are made in Taiwan.

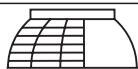


# Belt Planetary Mixer

\*BM-30T

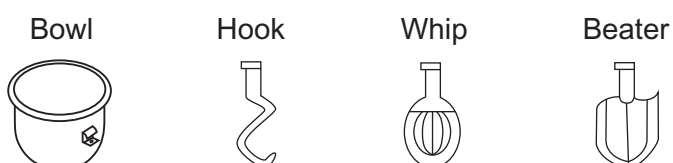


\*BM-30HT



Model	*BM-30	*BM-30T	*BM-30H	*BM-30HT
<b>Description</b>	Belt Planetary Mixer	Belt Planetary Mixer	Belt Planetary Mixer	Belt Planetary Mixer
<b>Control Type</b>	Mechanical	Mechanical	Mechanical	Mechanical
<b>Volts</b>	110~240V/50~60Hz	110~240V/50~60Hz	110~240V/50~60Hz	110~240V/50~60Hz
<b>Power (W)</b>	750	750	750	750
<b>Capacity</b>	30L	30L	30L	30L
<b>Speed (RPM)</b>	97/176/368	97/176/368	97/176/368	97/176/368
<b>Max.Flour(kg)</b>	-	-	-	-
<b>Timer</b>	-	✓	-	✓
	-	-	-	-
<b>HUB</b> 	-	-	✓	✓
<b>Meat Grinder Attachment</b> 	-	-	-	-
<b>Pasta Roller And Cutter</b>	-	-	-	-
<b>Dimensions (mm)</b>	560x510x1163	560x510x1163	560x510x1163	560x510x1163
<b>N.W. (kg)</b>	145	145	145	145
<b>Certificate</b>	-	-	-	-

**Standard Attachment:**



Products marked with \* are made in Taiwan.

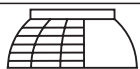


# Belt Planetary Mixer

\*BM-30SA

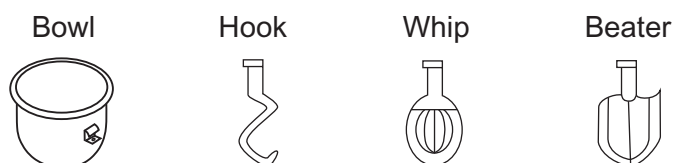


\*BM-30HSAT



Model	*BM-30SA	*BM-30HSA	*BM-30SAT	*BM-30HSAT
<b>Description</b>	Belt Planetary Mixer	Belt Planetary Mixer	Belt Planetary Mixer	Belt Planetary Mixer
<b>Control Type</b>	Mechanical	Mechanical	Mechanical	Mechanical
<b>Volts</b>	110~240V/50~60Hz	110~240V/50~60Hz	110~240V/50~60Hz	110~240V/50~60Hz
<b>Power (W)</b>	750	750	750	750
<b>Capacity</b>	30L	30L	30L	30L
<b>Speed (RPM)</b>	97/176/368	97/176/368	97/176/368	97/176/368
<b>Max.Flour(kg)</b>	-	-	-	-
<b>Timer</b>	-	-	V	V
 <b>S/S Safety Guard</b>	S/S Safety Guard	S/S Safety Guard	S/S Safety Guard	S/S Safety Guard
<b>HUB</b> 	-	V	-	V
<b>Meat Grinder Attachment</b> 	-	-	-	-
<b>Pasta Roller And Cutter</b>	-	-	-	-
<b>Dimensions (mm)</b>	560x510x1163	560x510x1163	560x510x1163	560x510x1163
<b>N.W. (kg)</b>	150	150	150	150
<b>Certificate</b>	CE	CE	CE	CE

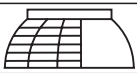


**Standard Attachment:**



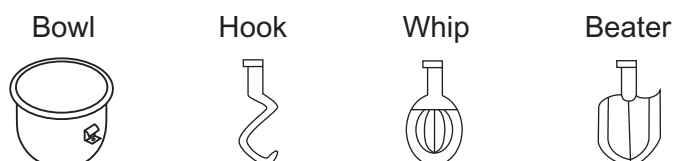
Products marked with \* are made in Taiwan.

# Belt Planetary Mixer



Model	*BM-40	*BM-40T	*BM-40H	*BM-40HT
<b>Description</b>	Belt Planetary Mixer	Belt Planetary Mixer	Belt Planetary Mixer	Belt Planetary Mixer
<b>Control Type</b>	Mechanical	Mechanical	Mechanical	Mechanical
<b>Volts</b>	110~240V/50~60Hz	110~240V/50~60Hz	110~240V/50~60Hz	110~240V/50~60Hz
<b>Power (W)</b>	1125	1125	1125	1125
<b>Capacity</b>	40L	40L	40L	40L
<b>Speed (RPM)</b>	109/225/412	109/225/412	109/225/412	109/225/412
<b>Max.Flour(kg)</b>	-	-	-	-
<b>Timer</b>	-	√	-	√
	-	-	-	-
<b>HUB</b> 	-	-	√	√
<b>Meat Grinder Attachment</b> 	-	-	-	-
<b>Pasta Roller And Cutter</b>	-	-	-	-
<b>Dimensions (mm)</b>	540x630x1110	540x630x1110	540x630x1110	540x630x1110
<b>N.W. (kg)</b>	180	180	180	180
<b>Certificate</b>	-	-	-	-

**Standard Attachment:**



Products marked with \* are made in Taiwan.




# Belt Planetary Mixer

\*BM-30SAT

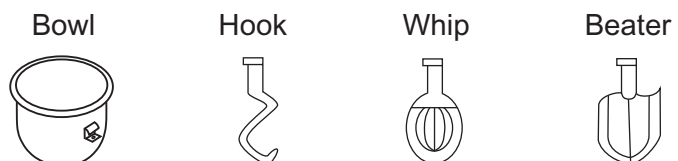


\*BM-40HSAT



Model	*BM-40SA	*BM-40SAT	*BM-40HSAT
<b>Description</b>	Belt Planetary Mixer	Belt Planetary Mixer	Belt Planetary Mixer
<b>Control Type</b>	Mechanical	Mechanical	Mechanical
<b>Volts</b>	110~240V/50~60Hz	110~240V/50~60Hz	110~240V/50~60Hz
<b>Power (W)</b>	1125	1125	1125
<b>Capacity</b>	40L	40L	40L
<b>Speed (RPM)</b>	109/225/412	109/225/412	109/225/412
<b>Max.Flour(kg)</b>	-	-	-
<b>Timer</b>	-	✓	✓
	S/S Safety Guard	S/S Safety Guard	S/S Safety Guard
<b>HUB</b> 	-	-	✓
<b>Meat Grinder Attachment</b> 	-	-	-
<b>Pasta Roller And Cutter</b>	-	-	-
<b>Dimensions (mm)</b>	540x630x1110	540x630x1110	540x630x1110
<b>N.W. (kg)</b>	185	185	185
<b>Certificate</b>	CE	CE	CE

**Standard Attachment:**



Products marked with \* are made in Taiwan.

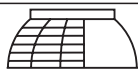


# Belt Planetary Mixer

\*BM-50

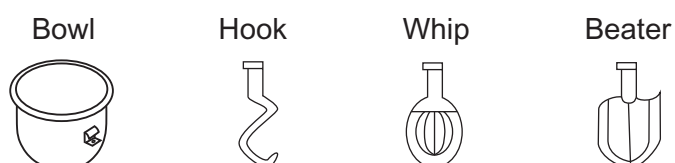


\*BM-50H



Model	*BM-50	*BM-50T	*BM-50H	*BM-50HT
<b>Description</b>	Belt Planetary Mixer	Belt Planetary Mixer	Belt Planetary Mixer	Belt Planetary Mixer
<b>Control Type</b>	Mechanical	Mechanical	Mechanical	Mechanical
<b>Volts</b>	110~240V/50~60Hz	110~240V/50~60Hz	110~240V/50~60Hz	110~240V/50~60Hz
<b>Power (W)</b>	1312	1312	1312	1312
<b>Capacity</b>	50L	50L	50L	50L
<b>Speed (RPM)</b>	99/203/372	99/203/372	99/203/372	99/203/372
<b>Max.Flour(kg)</b>	-	-	-	-
<b>Timer</b>	-	√	-	√
	-	-	-	-
<b>HUB</b> 	-	-	√	√
<b>Meat Grinder Attachment</b> 	-	-	-	-
<b>Pasta Roller And Cutter</b>	-	-	-	-
<b>Dimensions (mm)</b>	590x680x1230	590x680x1230	590x680x1230	590x680x1230
<b>N.W. (kg)</b>	200	200	200	200
<b>Certificate</b>	-	-	-	-

**Standard Attachment:**






Products marked with \* are made in Taiwan.



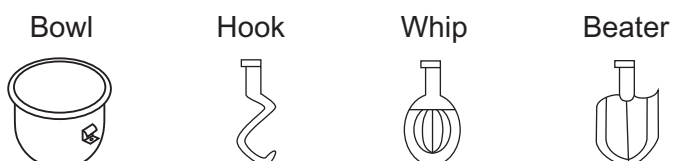
# Belt Planetary Mixer

**\*BM-50HSAT**



Model	*BM-50SA	*BM-50HSA	*BM-50HSAT
<b>Description</b>	Belt Planetary Mixer	BeltPlanetary Mixer	Belt Planetary Mixer
<b>Control Type</b>	Mechanical	Mechanical	Mechanical
<b>Volts</b>	220~240V/50Hz	220~240V/50Hz	220~240V/50Hz
<b>Power (W)</b>	1312	1312	1312
<b>Capacity</b>	50L	50L	50L
<b>Speed (RPM)</b>	99/203/372	99/203/372	99/203/372
<b>Max.Flour(kg)</b>	-	-	-
<b>Timer</b>	-	-	V
	S/S Safety Guard	S/S Safety Guard	S/S Safety Guard
<b>HUB</b> 	-	V	V
<b>Meat Grinder Attachment</b> 	-	-	-
<b>Pasta Roller And Cutter</b>	-	-	-
<b>Dimensions (mm)</b>	590x680x1230	590x680x1230	590x680x1230
<b>N.W. (kg)</b>	200	205	205
<b>Certificate</b>	CE	CE	CE

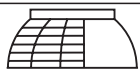


**Standard Attachment:**



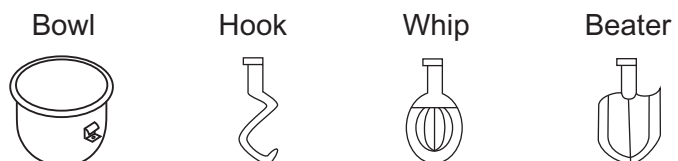
Products marked with \* are made in Taiwan.

# Belt Planetary Mixer



Model	*BM-60T	*BM-60HT	*BM-60HSA	*BM-60HSAT
<b>Description</b>	Belt Planetary Mixer	Belt Planetary Mixer	Belt Planetary Mixer	Belt Planetary Mixer
<b>Control Type</b>	Mechanical	Mechanical	Mechanical	Mechanical
<b>Volts</b>	220~240V/50Hz 380~415V/50Hz	220~240V/50Hz 380~415V/50Hz	220~240V/50Hz 380~415V/50Hz	220~240V/50Hz 380~415V/50Hz
<b>Power (W)</b>	1500	1500	1500	1500
<b>Capacity</b>	60L	60L	60L	60L
<b>Speed (RPM)</b>	116/217/366	116/217/366	116/217/366	116/217/366
<b>Max.Flour(kg)</b>	-	-	-	-
<b>Timer</b>	V	V	-	V
	-	-	S/S Safety Guard	S/S Safety Guard
<b>HUB</b> 	-	V	V	V
<b>Meat Grinder Attachment</b> 	-	-	-	-
<b>Pasta Roller And Cutter</b>	-	-	-	-
<b>Dimensions (mm)</b>	590x1010x1350	590x1010x1350	590x1010x1350	590x1010x1350
<b>N.W. (kg)</b>	400	400	405	405
<b>Certificate</b>	-	-	CE	CE

**Standard Attachment:**

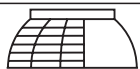




Products marked with \* are made in Taiwan.

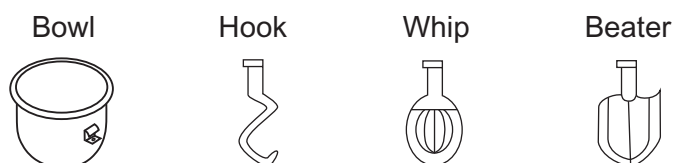
# Belt Planetary Mixer

\*HL-11100HSAT



Model	*HL-11100HT	*HL-11100HSAT	*HL-11147HT	*HL-11147HSAT
<b>Description</b>	Belt Planetary Mixer	Belt Planetary Mixer	Belt Planetary Mixer	Belt Planetary Mixer
<b>Control Type</b>	Mechanical	Mechanical	Mechanical	Mechanical
<b>Volts</b>	220~240V/50Hz 380~415V/50Hz	220~240V/50Hz 380~415V/50Hz	220~240V/50Hz 380~415V/50Hz	220~240V/50Hz 380~415V/50Hz
<b>Power (W)</b>	3000	3000	3000	3000
<b>Capacity</b>	80L	80L	90L	90L
<b>Speed (RPM)</b>	110/161/195/286	110/161/195/286	115/165/201/289	115/165/201/289
<b>Max.Flour(kg)</b>	-	-	-	-
<b>Timer</b>	V	V	-	V
	-	S/S Safety Guard	-	S/S Safety Guard
<b>HUB</b> 	-	V	V	V
<b>Meat Grinder Attachment</b> 	-	-	-	-
<b>Pasta Roller And Cutter</b>	-	-	-	-
<b>Dimensions (mm)</b>	720x1040x1460	720x1040x1460	740x1120x1503	740x1120x1503
<b>N.W. (kg)</b>	580	580	660	660
<b>Certificate</b>	-	CE	-	CE

**Standard Attachment:**

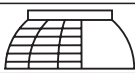




Products marked with \* are made in Taiwan.

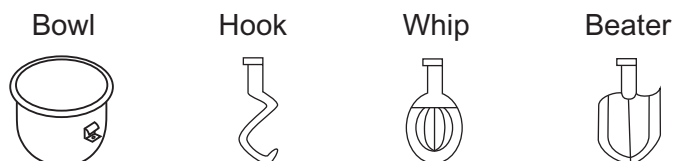
# Belt Planetary Mixer

\*HL-11200HSAT



Model	*HL-11200HT	*HL-11200HSAT
Description	Belt Planetary Mixer	Belt Planetary Mixer
Control Type	Mechanical	Mechanical
Volts	220~240V/50Hz 380~415V/50Hz	220~240V/50Hz 380~415V/50Hz
Power (W)	3750	3750
Capacity	120L	120L
Speed (RPM)	113/162/198/284	113/162/198/284
Max.Flour(kg)	-	-
Timer	V	V
	-	S/S Safety Guard
HUB 	V	V
Meat Grinder Attachment 	-	-
Pasta Roller And Cutter	-	-
Dimensions (mm)	840x1200x1650	840x1200x1650
N.W. (kg)	800	800
Certificate	-	CE

Standard Attachment:



Products marked with \* are made in Taiwan.

